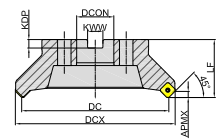
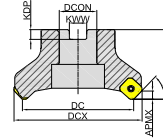
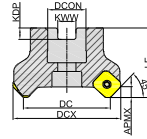


Face Milling

# MFA145

Arbor



## Sparse Pitch

Ordering Code	Dia- meter	Teeth	Dimension(mm)						APMX	Suitable for	Shim	Coolant	Shape	Stock
			DC	DCX	DCON	LF	KWW	KDP						
MFA145050R03A22SE13	50	3	50	63	22	40	10.4	6.3	6	SEE(M)T13T3	×	×	Fig1	●
MFA145063R04A22SE13	63	4	63	76	22	40	10.4	6.3	6	SEE(M)T13T3	×	×	Fig1	●

● Stock ○ Available Upon Order

## Dense Pitch

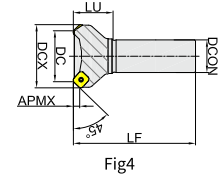
Ordering Code	Dia- meter	Teeth	Dimension(mm)						APMX	Suitable for	Shim	Coolant	Shape	Stock
			DC	DCX	DCON	LF	KWW	KDP						
MFA145050R04A22SE13	50	4	50	63	22	40	10.4	6.3	6	SEE(M)T13T3	×	×	Fig1	●
MFA145063R05A22SE13	63	5	63	76	22	40	10.4	6.3	6	SEE(M)T13T3	×	×	Fig1	●
MFA145080R06B27SE13	80	6	80	93	27	50	12.4	7	6	SEE(M)T13T3	✓	×	Fig2	●
MFA145100R07B32SE13	100	7	100	113	32	50	14.4	8	6	SEE(M)T13T3	✓	×	Fig2	●
MFA145125R08B40SE13	125	8	125	138	40	50	16.4	9	6	SEE(M)T13T3	✓	×	Fig2	●
MFA145160R10C40SE13	160	10	160	173	40	63	16.4	9	6	SEE(M)T13T3	✓	×	Fig3	●

● Stock ○ Available Upon Order

Face Milling

# MFA145

Cylindrical Straight Type



### Sparse Pitch

Ordering Code	Dia-meter	Teeth	Dimension(mm)					APMX	Suitable for	Shim	Coolant	Shape	Stock
			DC	DCX	DCON	LF	LU						
MFA145050R03P32SE13	50	3	50	63	32	120	39	6	SEE(M)T13T3	×	×	Fig4	●
MFA145063R04P32SE13	63	4	63	76	32	120	39	6	SEE(M)T13T3	×	×	Fig4	●

● Stock ○ Available Upon Order

### Dense Pitch

Ordering Code	Dia-meter	Teeth	Dimension(mm)					APMX	Suitable for	Shim	Coolant	Shape	Stock
			DC	DCX	DCON	LF	LU						
MFA145050R04P32SE13	50	4	50	63	32	120	39	6	SEE(M)T13T3	×	×	Fig4	●
MFA145063R05P32SE13	63	5	63	76	32	120	39	6	SEE(M)T13T3	×	×	Fig4	●

● Stock ○ Available Upon Order

### Spare Parts

Part Name		Shim	Shim Screw	Wrench	Inserts Screw	Insert Screw Wrench	
Inserts	Shape						
	Specification	--	--	--	SI60M3.5X8.0-05410	TT15P	TT15T
SEE(M)T13T3 without Shim	Ordering Code	--	--	--	SI60M035080-05410B	TT15PB	TT15TB
SEE(M)T13T3 With Shim	Specification	DSE1300S	SSAM5X7.0	TH35L	SI60M3.5X11.6-05410I	TI15P	TI15T
	Ordering Code	H0K30DSE1300S	SSAM050070B	TH35LB	SI60M035116-05410IB	TI15PB	TI15TB

Note:

- ★ 1、 Without Shim cutter bodies MFA145, choose without Shim Spare Parts specification
- ★ 2、 With Shim cutter bodies MFA145, choose with Shim Spare Parts specification

## Recommended Cutting Data

Workpiece	Hardness	Grade	Specification	Ap (mm)	Cutting Speed Vc(m/min)	Feed Rate/Edges fz(mm)			
						Light Cutting(L)	Medium Cutting(M)	Heavy Cutting(H)	
<b>P</b>	Soft Steel	≤ HB180	GA4325 GA4330	SEE(M)T13T3	2	250 (210-290)	0.2 (0.1-0.3)	0.25 (0.15-0.35)	0.3 (0.2-0.4)
	Carbon Steel, Alloy Steel	HB180-350	GA4325 GA4330 GP2115	SEE(M)T13T3	2	220 (180-260)	0.15 (0.1-0.2)	0.25 (0.15-0.35)	0.3 (0.2-0.4)
	Pre-harden Steel	HRC35-45	GA4330 GA4325 GP2115	SEE(M)T13T3	2	140 (100-180)	0.1 (0.05-0.15)	0.15 (0.1-0.2)	0.2 (0.1-0.3)
<b>M</b>	Stainless (Ferrite, Martensite)	≤ HB270	GM2140 GA4230	SEE(M)T13T3	2	180 (140-220)	0.15 (0.1-0.2)	0.25 (0.15-0.35)	0.3 (0.2-0.4)
	Stainless (Austenite, Diphasic)	≤ HB270	GM2140	SEE(M)T13T3	2	140 (100-180)	0.1 (0.05-0.15)	0.15 (0.1-0.2)	0.2 (0.1-0.3)
<b>K</b>	Grey Cast Iron	≤ HB280	GK2115 GK4125	SEE(M)T13T3	2	180 (140-220)	0.15 (0.1-0.2)	0.2 (0.1-0.3)	0.3 (0.2-0.4)
	Nodular Cast Iron, Vermicular Graphite Cast Iron	≤ HB350	GK4125 GK2115	SEE(M)T13T3	2	160 (120-200)	0.1 (0.05-0.2)	0.15 (0.1-0.2)	0.3 (0.2-0.4)
<b>N</b>	Nonferrous Metal	HB60-210	GN9125	SEET13T3	2	≥ 300	0.15 (0.1-0.2)	0.2 (0.1-0.3)	0.3 (0.2-0.4)
<b>S</b>	Heat- resistant Alloy and Titanium Alloy	HRC30-45	GS4130	SEE(M)T13T3	2	40 (30-60)	0.15 (0.1-0.2)	0.2 (0.1-0.3)	--